



WAM®-Porocol® – Scent to control games path




witasek[®]
www.witasek.com

Cope of delivery – WAM®-Porocol® Set:

10 vials of fragrance (ready to use), 10 dispensing wicks, 10 evaporator columns





WAM®-Porocol® Set:
10 vials of fragrance (ready to use), 10 dispensing wicks, 10 evaporator columns



Scent to control the games path

WAM®-Porocol® is a synthetic odorous substance which is filled into a glass vial and placed into a plastic column where it evaporates through a wick. The odorous substance is effective up to 4 to 6 months. Afterwards, the column can easily be refilled. Game is an integral part of the forest and the nature. These measures help keep it in its natural environment.

Protect the game from:

- **collision with vehicles! - accidents with game**
Install evaporation columns along roads to prevent game accidents. Install one evaporation column approx. every 50 to 60 m keeping a distance of approx. 15 to 30 m to the road.
- **to save young game/fawns (from being killed by mowing)**
Ideally suitable to save fawns. Install evaporation columns on the respective site 1 to 2 days before mowing.
- **to deter game from entering danger zones (4 to 5 columns per hectare)**
Install evaporation columns approx. every 50 m enclosing the field. When the wind comes from the west, install columns approx. 50 m west of the danger zone, at the eastern end install the columns right next to it. The wind carries the odour from the edge of the field to the danger zone, and on the other side in the east from the danger zone to the edge of the field. Thereby game is deterred from entering the danger zone.
- **in viticulture** – perfect protection against the unintentional exchange of game, without influencing the wine quality. At a distance of 30-40 m between the rows set up distributed over the area.

ATTENTION: The WAM®-Porocol® evaporation columns must be removed before the (mechanical) harvest

Note: Under certain circumstances, e.g. too many game animals, the effect of distraction measures does not achieve the desired effect.

– VIDEO –



Installation & filling of the evaporator columns:

- Insert the, approx. 1 m long, plastic skewer into the ground. Then put the evaporator head on the skewer and remove the lid. Take the glass bottle with the fragrance WAM®-Porocol®, put the wick in the opened bottle and place it the evaporator head. Then the lidhead coverclip back onto the evaporator head.
- You can control the release of the fragrance by turning the evaporator head.
- **HINT: It is recommended to wear gloves during the application, as the unpleasant smell of the fragrance lasts for a long time, you should not get it on your hands.**

Duration of effect of the fragrance:

- **effective: 4 to 6 months**
If columns are exposed to direct sunlight, the odorous substance evaporates within approx. 3-4 months.
- **effectiveness in winter:** Intensity remains the same. Since temperature are lower in winter, WAM®-Porocol® remains effective even longer during that period.
- **Note:** The columns can easily be refilled with new fragrances.
(WAM®-Porocol® fragrance incl. wicks = 10 pieces/package, item no. 270661)

Use down to -20° C

